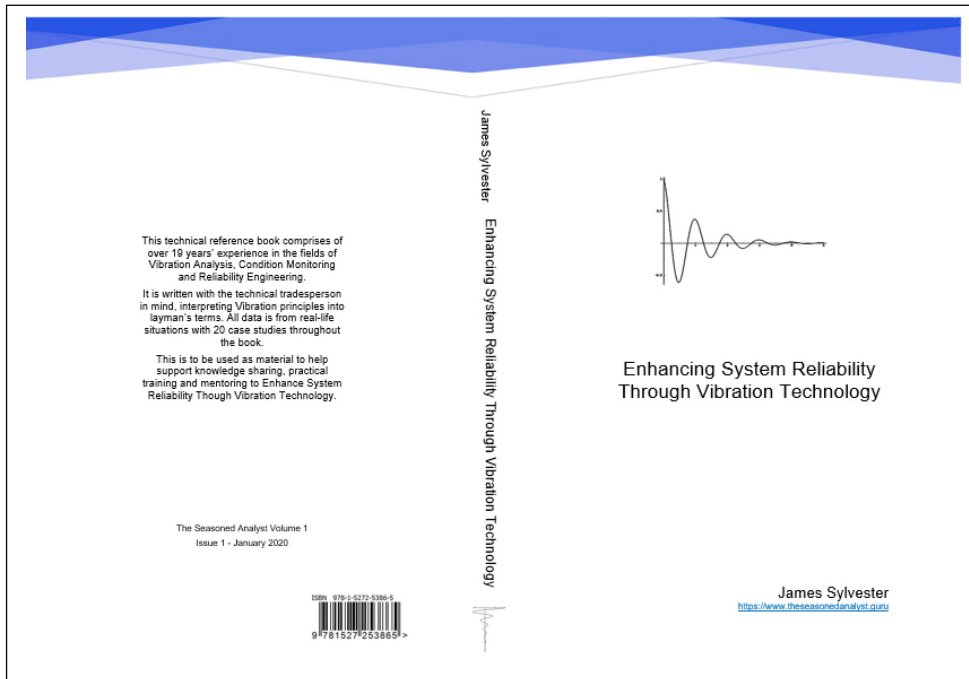


Enhancing System Reliability Through Vibration Technology

ISBN: 978-1-5272-5386-5

“When I started my career in Engineering and Maintenance, I was frustrated by the lack of clear mentoring available to help me develop and hone my skills. Therefore, I have ventured into supporting others like myself who would benefit from a little guidance.”

“This technical reference book comprises of many years’ experience in the fields of Vibration Analysis, Condition Monitoring and Reliability Engineering”



This is written with the manager and hands on tradesperson in mind, interpreting Reliability and Vibration principles into layman’s terms. So, we can all understand the benefits of increased Reliability and the aspects of Condition Monitoring.

The data is from real-life situations with case studies throughout the book.

“This training material gives the reader the opportunity to grow by drawing experience from a Seasoned Analyst”

This is to be used as material to help support knowledge sharing, practical training and mentoring to Enhance System Reliability Through Vibration Technology. It goes into simplified and technical description with clear documentation and graphics.



“The book content is written with a unique flow to assist the experienced Engineer or the reader newly exposed to Condition Monitoring and Reliability, Driving support to promote best practice”

The manual covers an introduction to Condition Monitoring and how it is a key tool in an effective Reliability Improvement Program. It covers Mechanics of Failure, Failure modes and an introduction to all the Condition Monitoring Technologies. Then the focus is on Vibration Analysis and its practical application to increase system uptime. This is all explained practically with clear data and images of failures to develop knowledge to a Seasoned Analyst level.

Content:

Part 1: Introduction to Condition Based Maintenance	1
Chapter 1 - Condition Monitoring.....	1
Chapter 2 - Mechanics of Failure.....	12
Chapter 3 - Condition Monitoring Technologies.....	19
Part 2: Condition Monitoring Management Processes	26
Chapter 4 - Setting up and Reporting.....	26
Chapter 5 - Practical Application.....	31
Chapter 6 - ISO Standards.....	40
Part 3: Vibration Analysis Condition Monitoring Techniques	43
Chapter 7 - Vibration Units.....	43
Chapter 8 - Accelerometer Selection and Mounting.....	45
Chapter 9 - Signal Processing.....	50
Chapter 10 - Bearing Condition Units.....	64
Chapter 11 - System Dynamics.....	78
Chapter 12 - Resonance & Natural Frequencies.....	85
Chapter 13 - Operating Deflection Shape Analysis.....	102
Chapter 14 - Motion Amplification @.....	103
Chapter 15 - Modal Analysis.....	105
Chapter 16 - Orbit Plot.....	106
Chapter 17 - Bode Plots.....	108
Part 4: Performing Vibration Analysis	109
Chapter 18 - General Vibration Analysis.....	110
Chapter 19 - Rolling Element Bearings.....	111
Chapter 20 - Fluid Film Bearings.....	111
Chapter 21 - Gears.....	111
Chapter 22 - Paper Machines.....	111
Chapter 23 - Jaw Crushers.....	111
Chapter 24 - Vibrating Screens.....	111
Chapter 25 - DC Drives.....	111
Chapter 26 - AC Drives.....	148
Chapter 27 - Electrical Discharge Machining (EDM).....	152
Chapter 28 - Pumps.....	160
Chapter 29 - Compressors.....	166
Chapter 30 - Reciprocating Engine Vibration.....	167
Chapter 31 - Turbo Machinery Notes.....	170
Part 5: Balancing	178
Chapter 32 - Balancing.....	178
Part 6: Appendix	205
Chapter 33 - Case Studies.....	205

Chapter 10 - Bearing Condition Units

Detailed Content of Chapter

10.1 Overview.....	64
10.2 Kurtosis.....	66
10.3 ENVELOPE ANALYSIS.....	66
10.4 PeakVue™.....	67
10.4.1 Setting up PeakVue™.....	68
10.4.2 PeakVue™ and Harmonics.....	69
10.4.3 PeakVue™ Single Fundamental BPFD.....	69
10.4.4 PeakVue™ to Spike Energy Comparison.....	70
10.4.5 PeakVue™ to SPM™ Comparison.....	70
10.4.6 PeakVue™ to Demodulation Comparison.....	70
10.5 SKF iSE™ ENVELOPING.....	71
10.6 IRD iSE™ Spike Energy.....	73
10.7 SPM™ Spike Pulse Motion.....	75

Chapter 9 - Signal Processing

This section briefly covers the various signal processing concepts that you may come into contact with. Signal processing is a deep complicated subject and the following is a high level approach to explain this subject.

Detailed Content of Chapter

9.1 Real and Imaginary Components.....	51
9.2 Group Delay.....	51
9.3 Filters.....	52
9.4 Amplification or Gain.....	53
9.5 FT Types.....	53
9.6 Windowing.....	53
9.7 Zoom.....	53
9.8 Aliasing (Nyquist Theorem).....	54
9.9 Integration.....	54
9.10 Signal to Noise Ratio.....	54
9.11 Dynamic Range.....	55
9.12 Decibels.....	56
9.13 Averaging.....	56
9.14 Order Tracking.....	56
9.15 Sampling and Resolution.....	57
9.16 Circle Plot.....	59
9.17 Linear and Power Spectrum.....	60
9.18 Frequency Response Function.....	60
9.19 Cepstrum.....	60
9.20 Coherence and Correlation.....	61
9.21 Autocorrelation.....	61
9.22 Cross Channel Phase.....	62

Chapter 5 - Practical Application

This section covers how to setup and apply Vibration Analysis Condition Monitoring to the eight most common types of monitored assets.

Detailed Content of Chapter

5.1 Vibrating Screen Exciter Gearbox.....	3
5.2 Conveyor Pulley Bearing.....	3
5.3 Electric Motor.....	3
5.4 Gearbox.....	3
5.5 Slow Rotational Bearing.....	3
5.6 Fan and Jack Shaft.....	3
5.7 Coupler.....	3
5.8.....	3

Enhancing System Reliability Through Vibration Technology

Part 4: Performing Vibration Analysis

Chapter 18 - General Vibration Analysis

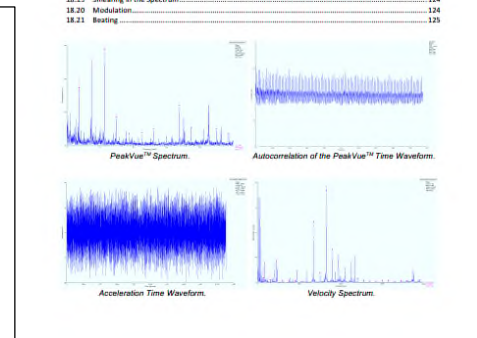
Detailed Content of Chapter

18.1 Vibration Sources.....	110
18.2 Most probable source of vibration.....	111
18.3 How to perform Vibration Analysis.....	115
18.4 Frequency and Loudness.....	117
18.5 Raised Floor Levels.....	117
18.6 Ski Slope Effect.....	117
18.7 Cavitation.....	118
18.8 Rotor Shaft.....	118
18.9 Unbalance.....	118
18.10 Looseness.....	119
18.11 Misalignment.....	120
18.12 Eccentric Rotor.....	121
18.13 Soft Foot.....	121
18.14 Drive Belts.....	121
18.15 Bearing Cross Location.....	122
18.16 Sidelands.....	122
18.17 May Stacks & Mounds.....	122
18.18 Harmonics.....	123
18.19 Smearing in the Spectrum.....	124
18.20 Modulation.....	124
18.21 Beating.....	125

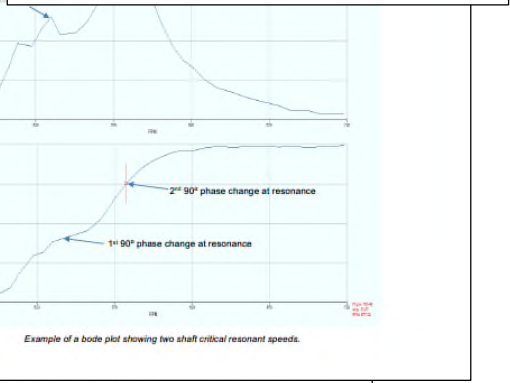
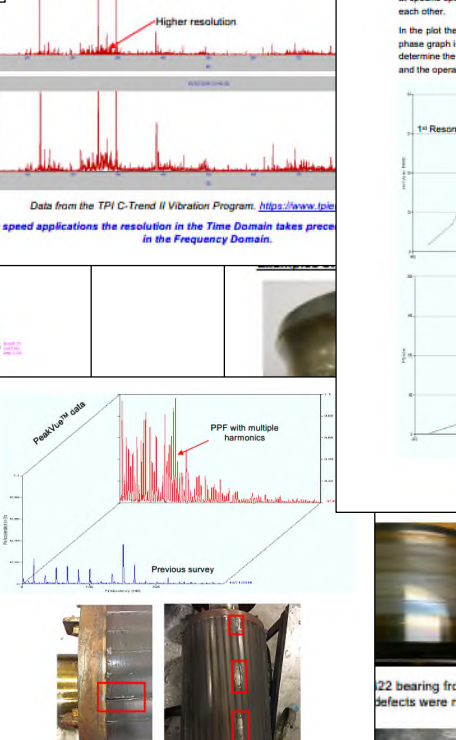
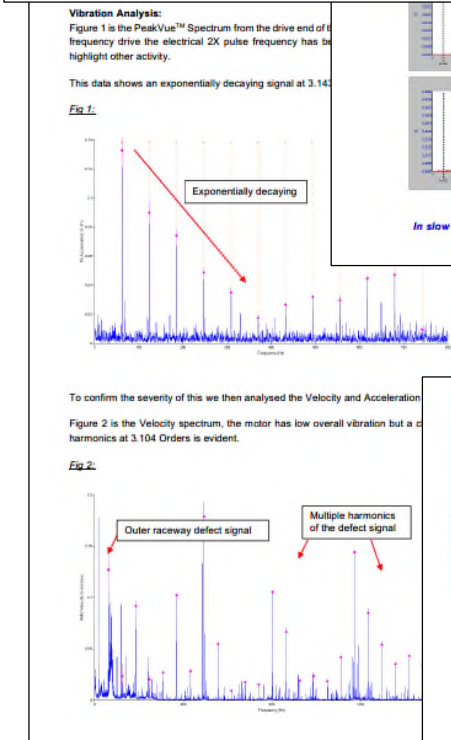
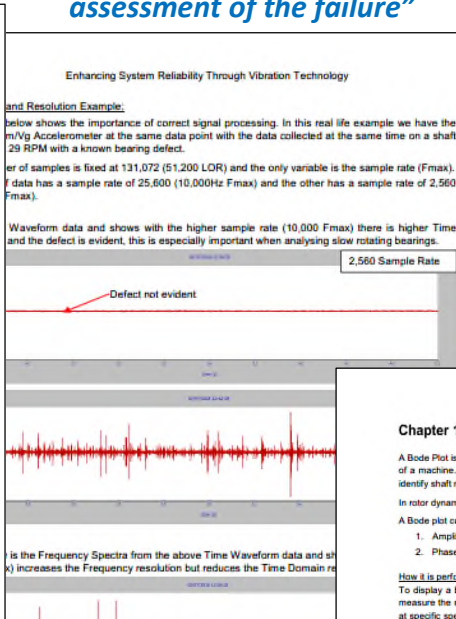
Chapter 33 - Case Studies

Detailed Content of Chapter

33.1 Screen Exciter Gearbox Bearing Defect.....	205
33.2 Blower Motor Bearing Excessive Static Current Erosion.....	209
33.3 Motor Bearing Failure due to Lack of Lubrication.....	214
33.4 Motor Bearing Electrical Discharge Machining.....	219
33.5 False Brinelling on the standby motor.....	224
33.6 Failure due to use of an Aged Bearing.....	230
33.7 Gearbox Failure due to Metal Spray Fatigue.....	237
33.8 Motor Electrical Defect Found Through Vibration Analysis.....	242
33.9 Don't forget the Velocity and Acceleration data.....	247
33.10 SPM™ online system alarmed on a fan bearing.....	252
33.11 Utilising SPM HD™ Enveloping.....	257
33.12 Grease application error.....	262
33.13 Pump Flow issue detected through PeakVue™.....	270
33.14 Slow speed bearing defect detected through PeakVue™.....	273
33.15 Fan Sleeve bearing defect.....	284
33.16 Electrical DC System defect found with Velocity data.....	289
33.17 IGBTs are the "Gatekeepers" of Current.....	293





"The examples below taken from the manual show the clarity of images to provide a clear assessment of the failure"



200	0.50	1.00		
300	0.75	1.50		
450	0.88	1.75	3.50	7.00
600	1.00	2.00	4.00	8.00
750	1.30	2.60	5.20	10.40
1000	2.00	4.00	8.00	16.00
1500	3.40	6.80	13.60	27.20
3000	8.70	17.40	34.80	69.60
7200	20.00	40.00	80.00	160.00

Table of RPM, Bearing Modes of failure and High Frequency Acceleration Pk-Pk.



“As Seasoned Analysts we can then support the growth and development of the maintenance team, with training that suites your environment and requirements”

In addition to training and mentoring I am also able to support you and your team to ensure that the business is realising the potential of the Reliability and Condition Monitoring programs.

To do this I can offer further support with, Condition Monitoring Techniques as well as a program review. Ensuring that you are using the best techniques to detect the correct the failure modes that may occur in your system. I welcome an opportunity to assist my readers and develop suitable Condition Monitoring systems that meet your unique demands.

Enhancing System Reliability Through Vibration Technology



To purchase this 300+ page A4 Paperback Colour Technical Reference / Training Manual email your enquiry to training@theseasonedanalyst.guru

For a limited period, the costs for this book is at a reduced price of £44.50 (RRP £75) plus postage when purchased direct.

Postage to the UK is £4.45

Postage to the EU is £9.45

Postage to the Rest of the World is £13.45

In addition, I offer practical mentoring and training in the following areas:

- Vibration Analysis
- Vibration Database Audit
- Condition Monitoring
- Shaft Current Discharge Testing
- On-Site Single and Dynamic Balancing
- Mechanical Thermal Imaging
- Integrating Maintenance, Reliability & Condition Monitoring
- Electrical Thermal Imaging
- Laser Alignment
- Airborne Ultrasound Testing
- Root Cause Failure Analysis
- Lubrication Management

[Thank you for taking time to review a short summery of my book](#)